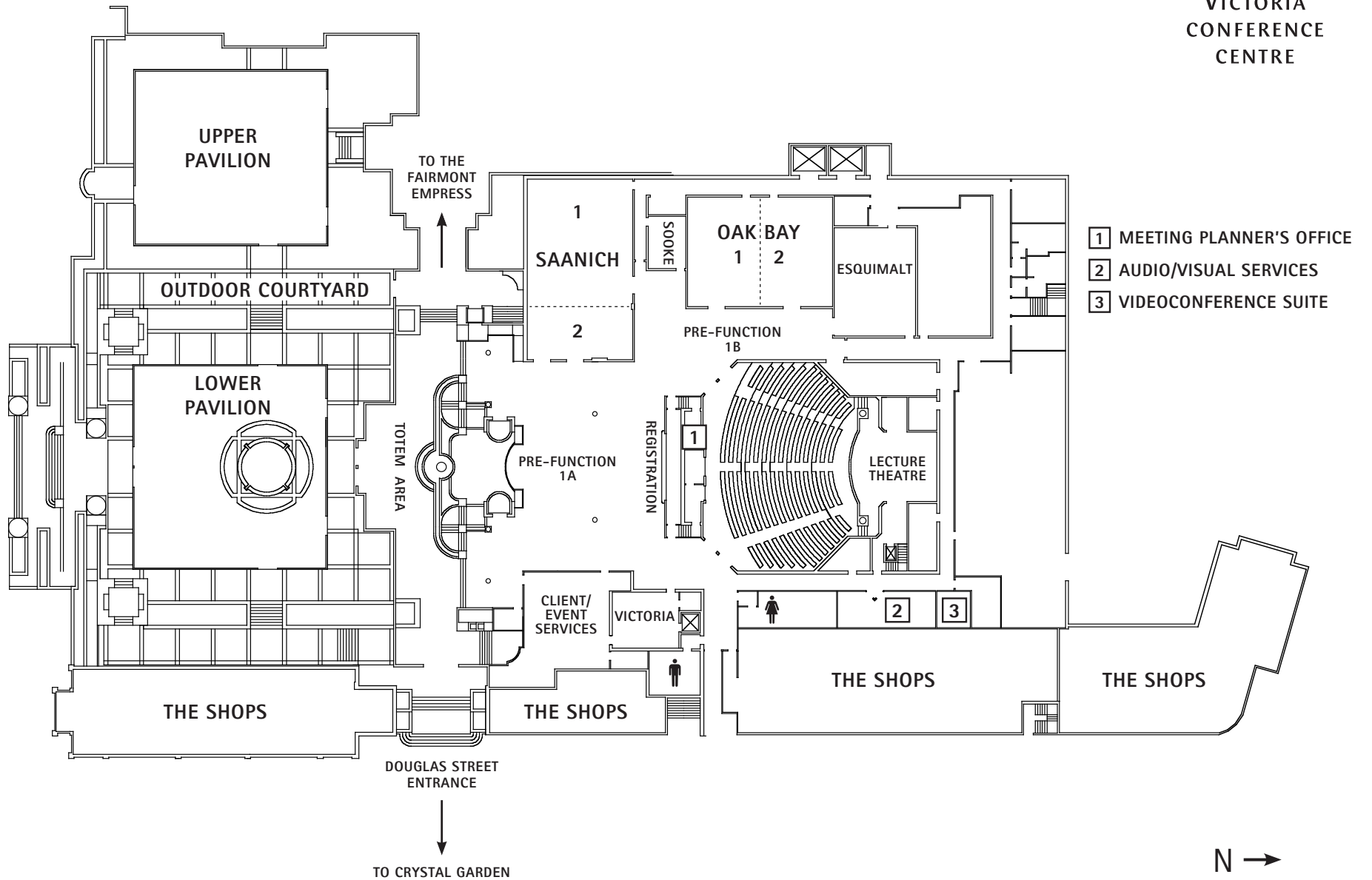


LEVEL ONE | 23,500ft<sup>2</sup>  
2,183m<sup>2</sup>



VICTORIA  
CONFERENCE  
CENTRE



	DIMENSIONS   AREA			CAPACITY BY SET-UP											
	ft / in	ft <sup>2</sup>	m <sup>2</sup>	T/S	C/R	BRD	H/S	U	BANQ	REC	10 x 10	8 x 10	8 x 8	TT	PB
<b>LECTURE THEATRE</b>		3,700 ft <sup>2</sup>	344 m <sup>2</sup>	400											
THEATRE STAGE	24' x 24'	576 ft <sup>2</sup>	54 m <sup>2</sup>												
<b>SAANICH</b>	61' x 35' x 9'5"	2,135 ft <sup>2</sup>	199 m <sup>2</sup>	227	132		70	60	150	225	10	10	12	25	24
SAANICH 1	43' x 35' x 9'5"	1,505 ft <sup>2</sup>	140 m <sup>2</sup>	163	96		54	42	120	150	7	7	9	19	15
SAANICH 2	35' x 18' x 9'5"	630 ft <sup>2</sup>	59 m <sup>2</sup>	54	36	28			30	65	3	3	4	6	6
<b>SOOKE</b>	18' x 13' x 9'5"	234 ft <sup>2</sup>	22 m <sup>2</sup>			10			10						
<b>OAK BAY</b>	50' x 37' x 9'5"	1,850 ft <sup>2</sup>	172 m <sup>2</sup>	169	96		56	42	120	200	8	12	14	20	20
OAK BAY 1	37' x 25' x 9'5"	925 ft <sup>2</sup>	86 m <sup>2</sup>	80	54		36	30	60	90	3	6	7	10	10
OAK BAY 2	37' x 25' x 9'5"	925 ft <sup>2</sup>	86 m <sup>2</sup>	80	54		36	30	60	90	3	6	7	10	10
<b>ESQUIMALT</b>	38' x 28' x 9'5"	1,064 ft <sup>2</sup>	99 m <sup>2</sup>	96	60		42	34	60	110	6	6	6	12	10
<b>VICTORIA</b>	24' x 16' x 9'5"	384 ft <sup>2</sup>	36 m <sup>2</sup>	35	18	20			20	40	1	1	2	5	2
<b>PRE-FUNCTION 1</b>	Ceiling ht. 9'10"	6,500 ft <sup>2</sup>	604 m <sup>2</sup>						240	400	16	20	26	30	34
PRE-FUNCTION 1A	Ceiling ht. 9'10"	4,875 ft <sup>2</sup>	453 m <sup>2</sup>						200	300	12	16	22	24	28
PRE-FUNCTION 1B	Ceiling ht. 9'10"	1,625 ft <sup>2</sup>	151 m <sup>2</sup>						40	100	4	4	4	6	6
<b>REGISTRATION</b>		370 ft <sup>2</sup>	34 m <sup>2</sup>												
<b>PLANNER'S OFFICE</b>	13' x 6' x 7'	78 ft <sup>2</sup>	7 m <sup>2</sup>												
<b>TOTEM AREA</b>	110' x 23'	2,530 ft <sup>2</sup>	235 m <sup>2</sup>							250					
<b>VIDEOCONFERENCE</b>	17' x 11' x 8'	187 ft <sup>2</sup>	17 m <sup>2</sup>			10									
<b>UPPER PAVILION</b>	59' x 65'	3,875 ft <sup>2</sup>	360 m <sup>2</sup>						290	375	20	25	28	55	37
<b>LOWER PAVILION</b>	69' x 65'	3,741 ft <sup>2</sup>	348 m <sup>2</sup>						210	375	13	16	22	40	36
<b>COURTYARD*</b>		7,730 ft <sup>2</sup>	718 m <sup>2</sup>						340	700					

Occupancy numbers allow for basic A/V and staging. \*Open air courtyard on two levels.

## Victoria Conference Centre

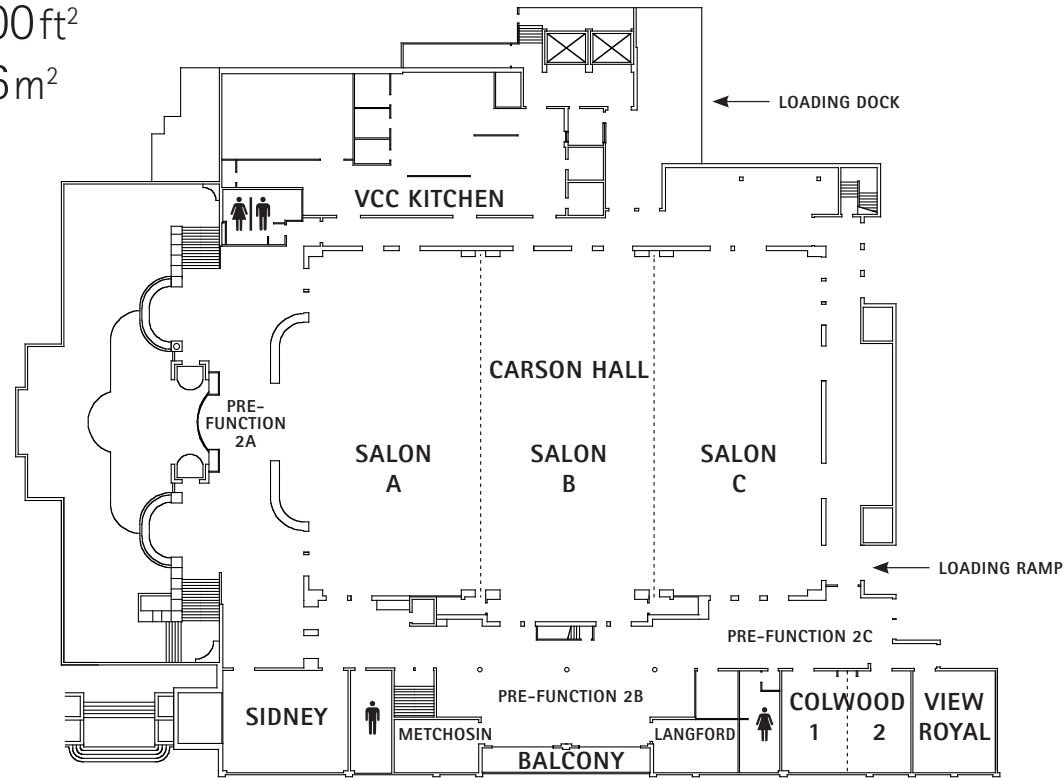
720 Douglas Street Victoria BC Canada V8W 3M7  
1.866.572.1151 or 250.361.1000 Fax 250.3614.1099

www.victoriaconference.com

LEVEL TWO | 24,500ft<sup>2</sup>  
2,276m<sup>2</sup>



VICTORIA  
CONFERENCE  
CENTRE



N →  
NOT TO SCALE

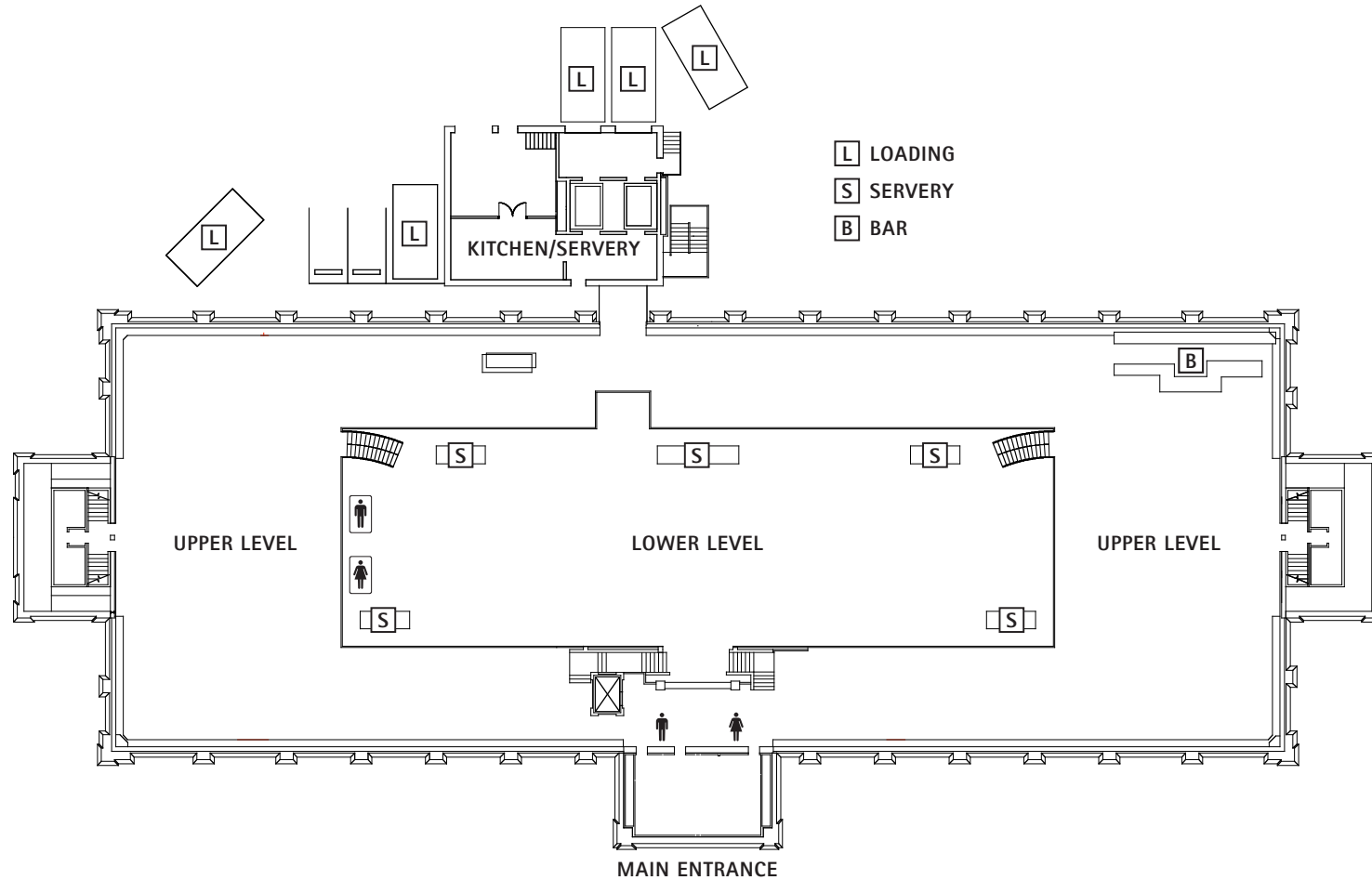
	DIMENSIONS   AREA			CAPACITY BY SET-UP											
	ft / in	ft <sup>2</sup>	m <sup>2</sup>	T/S	C/R	BRD	H/S	U	BANQ	REC	10 x 10	8 x 10	8 x 8	TT	PB
<b>CARSON HALL</b>	145' x 96' x 23'	14,689 ft <sup>2</sup> *	1,365 m <sup>2</sup> *	1,500	816		138	111	1,010	2,000	80	102	122	190	166
SALON A	96' x 48' x 23'	5,056 ft <sup>2</sup> *	470 m <sup>2</sup> *	500	264		82	68	370	600	29	30	38	56	55
SALON B	96' x 49' x 23'	5,025 ft <sup>2</sup> *	466 m <sup>2</sup> *	494	270		82	68	340	600	25	34	42	64	53
SALON C	96' x 48' x 23'	4,608 ft <sup>2</sup>	428 m <sup>2</sup>	468	294		82	68	320	600	23	32	39	63	50
SALON AB	97' x 96' x 23'	10,081 ft <sup>2</sup> *	936 m <sup>2</sup> *	1,053	588		112	81	740	1,200	61	68	86	134	118
SALON BC	97' x 96' x 23'	9,633 ft <sup>2</sup> *	895 m <sup>2</sup> *	1,008	540		112	81	730	1,200	56	62	81	130	113
<b>SIDNEY</b>	35' x 27' x 10'	945 ft <sup>2</sup>	88 m <sup>2</sup>	85	60		42	34	60	110	4	4	6	11	10
<b>LANGFORD</b>	24' x 15' x 9'	360 ft <sup>2</sup>	34 m <sup>2</sup>	30	18	20			20	30	1	2	2	4	4
<b>METCHOSIN</b>	24' x 15' x 9'	360 ft <sup>2</sup>	34 m <sup>2</sup>	30	18	20			20	30	1	2	2	4	4
<b>COLWOOD</b>	35' x 27' x 10'6"	945 ft <sup>2</sup>	88 m <sup>2</sup>	90	60	28	42	34	60	110	4	4	6	10	10
COLWOOD 1	27' x 17'5" x 10'6"	472 ft <sup>2</sup>	44 m <sup>2</sup>	48	24	20		22	30	50	2	2	3	7	4
COLWOOD 2	27' x 17'5" x 10'6"	472 ft <sup>2</sup>	44 m <sup>2</sup>	48	24	20		22	30	50	2	2	3	7	4
<b>VIEW ROYAL</b>	28' x 24' x 9'	672 ft <sup>2</sup>	63 m <sup>2</sup>	60	36	20	32	22	40	60	3	3	5	7	8
<b>PRE-FUNCTION 2</b>		6,880 ft <sup>2</sup>	640 m <sup>2</sup>						170	800	15	18	19	44	39
PRE-FUNCTION 2A		2,900 ft <sup>2</sup>	269 m <sup>2</sup>						90	400	8	10	10	19	20
PRE-FUNCTION 2B		2,800 ft <sup>2</sup>	260 m <sup>2</sup>						70	400	5	6	7	21	14
PRE-FUNCTION 2C		1,180 ft <sup>2</sup>	109 m <sup>2</sup>						10		2	2	2	4	5

Occupancy numbers allow for basic A/V and staging. \*Including alcoves.

# CRYSTAL GARDEN | 25,000ft<sup>2</sup> 2,322m<sup>2</sup>



VICTORIA  
CONFERENCE  
CENTRE



	AREA		CAPACITY BY SET-UP						
	ft <sup>2</sup>	m <sup>2</sup>	BANQ	REC	10 x 10	8 x 10	8 x 8	TT	PB
<b>CRYSTAL GARDEN</b>	25,000 ft <sup>2</sup>	2,322 m <sup>2</sup>	1,100	1,100	81	98	124	255	150
UPPER LEVEL	16,196 ft <sup>2</sup>	1,505 m <sup>2</sup>	700	700	55	55	69	163	75
LOWER LEVEL	7,632 ft <sup>2</sup>	709 m <sup>2</sup>	400	400	26	43	55	92	75
FOYER/ENTRANCE	1,172 ft <sup>2</sup>	108 m <sup>2</sup>							

Occupancy numbers allow for basic A/V and staging.